


**MID ESSEX**




**Model Railway Club**

**24th**

**MODEL RAILWAY  
EXHIBITION**

**SOUVENIR PROGRAMME**



# Rickatrack

## Model Railways

(S & D Noyce, established 1936)

[www.rickatrack.co.uk](http://www.rickatrack.co.uk)

Opening Hours:-  
Mon, Tues, Thurs, Fri, Sat  
9am – 4:55pm  
Closed all day Wed & Sun

- NEW AND SECONDHAND
- PART EXCHANGE
- COMPETITIVE PRICES

LARGE STOCKS OF:-

- |                 |                       |
|-----------------|-----------------------|
| ■ LIMA          | ■ RATIO               |
| ■ HORNBYS       | ■ SPRINGSIDE          |
| ■ BACHMANN      | ■ WILLS               |
| ■ DAPOL         | ■ LANGLEY ACCESSORIES |
| ■ REPLICA       | ■ SUPERQUICK          |
| ■ GRAHAM FARISH | ■ PC TRANSFERS        |
| ■ PECO          | ■ RAILMATCH PAINTS    |

***PLUS MUCH MORE***

***CHECK OUT OUR WEBSITE FOR***

Latest releases

Local events

Catalogue download

Special offers

Sale items

Secondhand

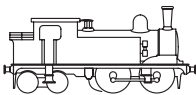
Site updated at least once a month

**WATCH THE WINDOW FOR  
MONTHLY SPECIAL OFFERS**

**Rickatrack Model Railways**

**347/9 Victoria Avenue, Southend-on-Sea, Essex. SS2 6NH**

**Telephone: 01702 346079 Email: [shop@rickatrack.co.uk](mailto:shop@rickatrack.co.uk)**



# THE MID ESSEX MODEL RAILWAY CLUB

Welcome to our 24th model railway exhibition, the seventh here at Shenfield High School. We have organised a show of similar size to last year's with twenty-one layouts in gauges "N" to "O". Again we have tried to keep up the standard and hope that the selection will cater for all interests from the junior modellers to finescale scratch-builders.

Other attractions for your enjoyment today are rides on the live steam railway and a bus trip to Shenfield Station.

We hope that our efforts in putting this show together have been worthwhile and that you, the visitor, will enjoy the fruits of the many hours of work taken to produce the models shown here today.

If, after seeing our show today, you are

interested in railway modelling and would like to find out more about the Mid Essex Model Railway Club and its activities then please contact one of the stewards or write to the Secretary whose address appears below.

Finally, we hope you will have a pleasant day and thank you for supporting this event.

Should you have difficulties there are first aiders attending the exhibition. Dressed in green uniforms, their first aid room is situated opposite the modelling demonstration in the corridor to the main hall.

Ken Pullin and Peter Burrell, Exhibition Organisers. Secretary, David Zelly, 15 Edwards Close, Hutton, Brentwood, Essex CM13 1BU. ■

## Next year's exhibition will be here on 21st September

RAILWAY

**MANGAPPS FARM**

MUSEUM

**Burnham-on-Crouch, Essex Tel: 01621 784 898 [www.mangapps.co.uk](http://www.mangapps.co.uk)**

Come and visit one of East Anglia's finest collection of railway memorabilia, consisting of steam & diesel locos, carriages & wagons, signs, signals, buttons, china, original East Anglian station buildings and much more.

Open every weekend (except January), Bank Holidays and every day during August.


### SPECIAL EVENTS

**Steam Train Rides** – 7th October and 4th November, 11:30 - 17:00.  
Diesel train rides on all other days

**Day Out With Thomas** – 20th, 21st, 27th and 28th October.

**Santa Specials** – Every weekend in December. Travel by train to see Santa. Presents for the children, festive fare for the adults.

**New Year Steam Rides** – 1st January 2002.



---

## 1 Live Steam Rides

The South East Essex Railway Society are offering rides on their portable steam passenger carrying railway. The Society caters for all enthusiasts

## S.E.E.R.S., 3½ & 5 inch gauges

interested in railways, model railways and model engineering. Details from Mr. P. I. Paton, *Syon Reach*, 8 Rayleigh Drive, Leigh on Sea, Essex SS9 4JE. ■

---

## 2 Hollies End

The layout depicts a small hamlet in North Wales in the 1940s. The narrow gauge line links Hollies End with the main line but maintains its private status. Trades like the timber factory and wool processing

## On 16.5 gauge, Basildon M.R.C.

works rely on the line to take their products to the main line for distribution nationwide. It also gives the town a link to the ever-increasing network, but still maintains a sleepy existence of which Hollies End depicts. ■

---

## 3 East Anglian Railway Museum

An information stand where you can obtain details about this interesting museum. They will also be selling some of their own publications on local branch

## Chappel and Wakes Colne

lines. For details of forthcoming events at their site at Chappel and Wakes Colne Station please see their advert on page 5. ■

---

## 4 Second Chance

Look out for locomotives, coaches, wagons, track parts, buildings and books. All proceeds go towards the ever increasing costs of running our club

## Mid Essex M.R.C., Ingatestone

house in Ingatestone as well as financing the club's model railway layouts. Details from Mr. D. Zelly, 15 Edwards Close, Hutton, Essex, CM13 1BU. ■

---

## 5 Great Eastern Railway Society

The Great Eastern Railway served the whole of Essex and East Anglia until the railway grouping of 1923, when it was absorbed into the LNER. The GERS is a historical research body devoted

## Display Stand

specifically to obtaining as much information as possible on the GER. Details from the Hon. Secretary, Mr. Philip McGovern, 65 Harford Drive, Watford, Hertfordshire WD1 3DQ. ■

---

## BILL BOURNE'S

# RAILWAY ROUNDABOUT

WOULD LIKE TO PURCHASE YOUR SURPLUS MODEL RAILWAYS

---

ALSO – METAL CARS – TINPLATE OF ANY KIND BY HORNBY – TRIX TWIN – TRIANG – BING – MARKLIN – CHAD VALLEY – BRIMTOY ETC

---

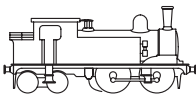
WE PARTICULARLY WANT TO PURCHASE BOXED LIMA MODERN IMAGE LOCOS AND ROLLING STOCK. SEND US YOUR LIST FOR AN IMMEDIATE QUOTE BY RETURN OF POST/PHONE/FAX.

---

COLLECTORS ITEMS BY ● HORNBY DUBLO ● HORNBY O GAUGE ●  
● TRIANG OO ● TRIANG TT ● GRAHAM FARISH ● TRIX TWIN ●  
● DINKY TOYS ● RAILWAY RELATED ANTIQUES ETC ●

---

Railway Roundabout enquiries to The Walnut Tree, Egremont Street, Glemsford, Suffolk CO10 7SA. Tel/Fax: 01787 280452



## *“Colchester’s only Railway Museum”*

Our Museum represents the finest and most comprehensive collection of period railway architecture and engineering in East Anglia. We are open every day of the year except Christmas Day. We will be holding special steam days throughout 2001 and 2002 but, no matter what the occasion, a trip to Chappel is always worthwhile.

## EAST ANGLIAN RAILWAY MUSEUM

**Chappel Station  
near Colchester  
(on A604, off A12)**



## **FORTHCOMING EVENTS**

**Steam day & model engineering display – 7th October 2001**

**Halloween evening, fancy dress & steam – 27th October 2001**  
5pm to 9pm

**Santa specials – 9th, 15th, 16th, 22nd, 23rd December 2001.**  
Something for all the family – gifts for the children, seasonal drink and mince pie for the adults, unlimited steam train rides, access to the museum. Book now to avoid disappointment.

**Day out with Thomas – Good Friday 29th March to Easter  
Monday 1st April 2002.**

**Model railway exhibition – 1st, 2nd June 2002**


**The East Anglian Railway Museum**

**Chappel Station, Colchester**

**Essex CO6 2DS**

**☎ 01206 242524**





## 6 EM Gauge Society

The EMGS has over 35 years experience assisting modellers who would like to improve the overall appearance of their models. With more than 2000 members worldwide, the Society still retains the "club atmosphere", and organises three ExpoEM

**Demonstration**

events each year. The demonstration is put on by members of the Society who will be glad to help with any questions or queries about any aspect of the hobby. Further information is available from Mike Bell, 200A Prospect Road, Woodford Green, Essex IG8 7NG. ■

## 7 RAF Chapple Air Base OO9 gauge, Andrew Beresford, Godalming

RAF Chapple is a WW2 RCAF Fighter Base of area 10, around 1941/42, when the Royal Canadian Air Force were testing the first Hurricane Fighter planes to be fitted with 250lb bombs. The base has a narrow gauge railway, left after construction of new

hangers and Nissan huts. This is being used to move personnel and equipment around the site. The layout is based on RAF Warmwell, the former fighter base five miles from Yeovil, Dorset. Many of the buildings existed on this site during WW2. ■

## 8 Modeller's Mate

Modeller's Mate supply a wide range of scenic materials for railway modelling, as well as a selection of tools and adhesives etc.

**Woodbridge**

Modeller's Mate may be contacted at 18 Welburn Close, Watersfield Park, Rendlesham, Woodbridge, Suffolk IP12 2UH. Telephone 01394 420873. ■

## 9 Moose Mountain

Moose Mountain is based on a layout which was in the December 1997 edition of Model Railroader. The design allows for two different scenes on its 6ft square baseboard. On one side is a logging camp with

**HO gauge, Martin Spence, Ely**

saw milling and log pond. On the other side is an iron ore loading facility which actually loads the ore cars. Both Canadian Pacific and Canadian National motive power is in evidence. ■

## 10 Reedham End

Despite its small size – the visible section is only 4ft 3in long – and apparent simplicity, Reedham End is capable of maintaining interest for long periods. The short sidings and loop can trap the unwary shunter, and demonstrate that a model railway does not have to

**OO gauge, Watford & District M.R.C.**

be large to be stimulating. Points are operated by home made wooden sliders, and there are no separate electrical sections. When purchased the layout was Great Western, but as the owners' interests lie elsewhere the layout currently has a Southern Railway bias. ■

## 11 Rockland North Sidings

This small US switching (shunting) project, built by Julian Andrews, proves that you really do not need a lot of space to have fun building and operating a layout. Rockland North Yard represents a small

**HO gauge, Watford & District M.R.C.**

switching yard at a coastal terminus of a branch line in Maine, near the Canadian border. The period modelled is the mid 1960s. All stock is authentic for the setting and runs on Peco code 75 track. ■

## 12 Fallgate

The layout represents Fallgate station on the Ashover Light Railway sometime in the late 1930s, when the mineral traffic (mainly limestone) was still extant, but the passenger service was rapidly declining due to competition from the new bus services. The original track plan has been modified by the removal of one passing loop to accommodate all the essential

**OO9 gauge, Brian Love, Bury St. Edmunds**

features of the station, including the fluorspar washer, the tarmac plant, the yard office, cottage and other sundry buildings. The layout is entirely self-contained, apart from the backboards and lighting, and folds in half into a protective box for transportation. The rolling stock and locomotives are kit built, the structures are all scratch built. ■

## 13 Karlgarin Models

For many years a supplier of kits in 4mm and 7mm scales, Karlgarin now manufacture too. Under development are coach kits and a range of

**Little Baddow**

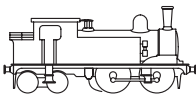
Australian 3ft 6in gauge locos and stock. Details from Karlgarin Models, Warren Farm, Little Baddow, Chelmsford CM3 4TQ. Telephone: 01245 226110. ■

## 14 Bob Pearman Books

Bob Pearman Books specialise in railway publications and videos with a vast selection available from his stand here today. For further details see their

**Kings Lynn**

advert on page 13 or contact Bob Pearman at 8 Ffolkes Place, Runceton Holme, Kings Lynn, Norfolk PE33 0AW. Telephone 01553 810673. ■



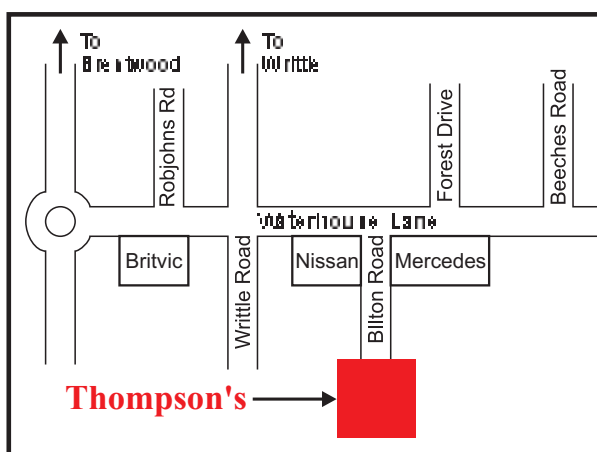
# **THOMPSON**

## ***Builders Merchants***

**General, Architectural & Security Ironmongery**  
**Dulux, Permoglaze, Macpherson & Coovar Paints**  
**All Decorating Products & Wood Treatments**  
**Artex & Gyproc Coving**  
**Radiators, Heating Controls, Copper Cylinders**  
**Steel Tubes & Fittings including Kee Klamps**  
**Plastic Guttering, Soil, Waste & Drainage**  
**Copper Tube and Fittings (All types)**  
**Insulation Materials, Lead Flashing**  
**Roofing Felts & Sheets, Building Chemicals**  
**Makita Industrial Power Tools**  
**Hand Tools, Protective Clothing**  
**Site & Safety Equipment, Ladders, Steps & Trestles**  
**Fixings & Fasteners, Bolts, Rawlbolts etc.**  
**Luxury Bathrooms & Commercial Sanitaryware**

## ***HOW TO FIND US***

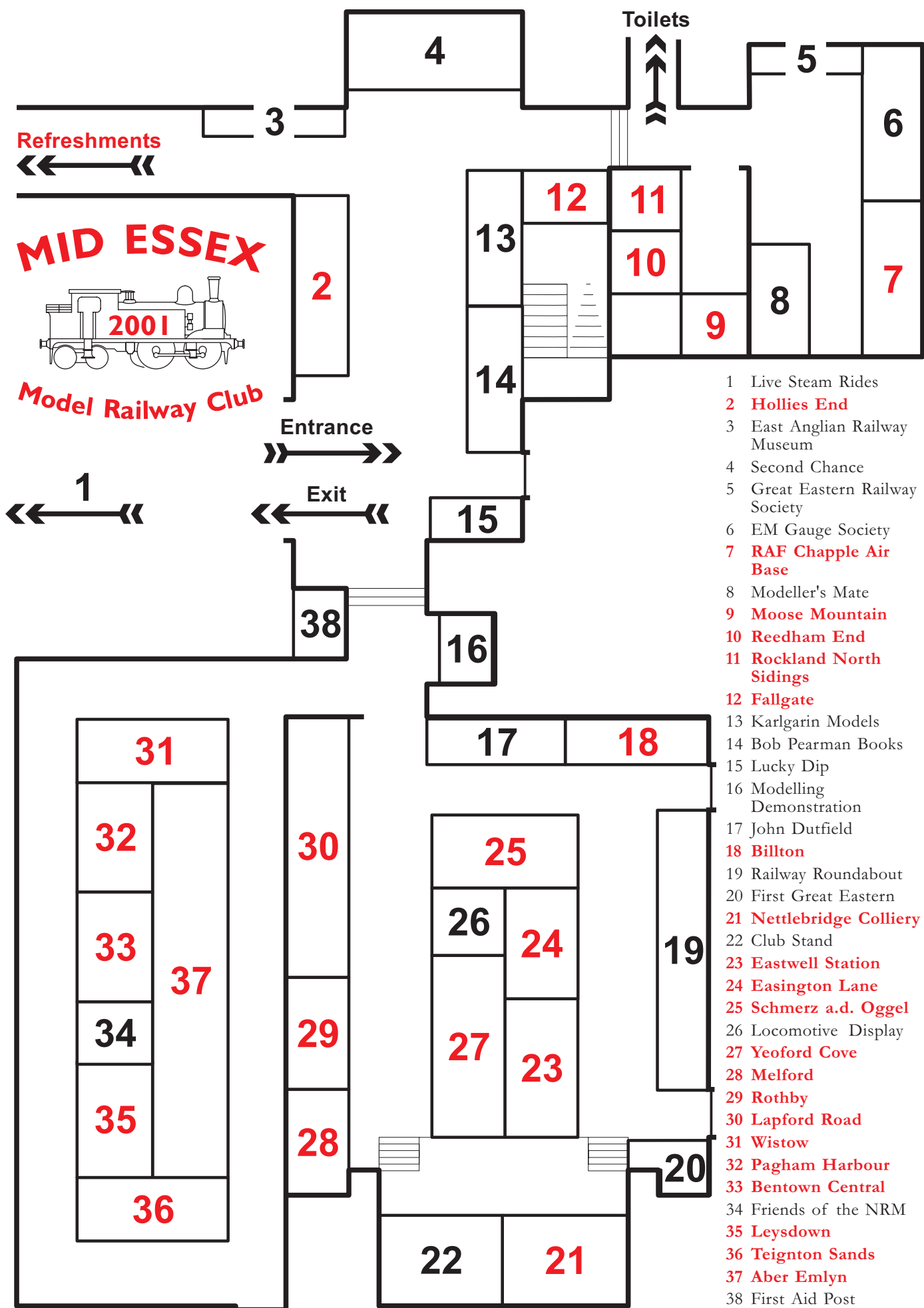

**Open  
6 Days  
a Week**



**Free  
Delivery  
Service**

***7 BILTON ROAD WATERHOUSE LANE  
CHELMSFORD  
TELEPHONE 01245 266754***





- 1 Live Steam Rides
- 2 **Hollies End**
- 3 East Anglian Railway Museum
- 4 Second Chance
- 5 Great Eastern Railway Society
- 6 EM Gauge Society
- 7 **RAF Chapple Air Base**
- 8 Modeller's Mate
- 9 **Moose Mountain**
- 10 **Reedham End**
- 11 **Rockland North Sidings**
- 12 **Fallgate**
- 13 Karlgarin Models
- 14 Bob Pearman Books
- 15 Lucky Dip
- 16 Modelling Demonstration
- 17 John Dutfield
- 18 **Billton**
- 19 Railway Roundabout
- 20 First Great Eastern
- 21 **Nettlebridge Colliery**
- 22 Club Stand
- 23 **Eastwell Station**
- 24 **Easington Lane**
- 25 **Schmerz a.d. Oggel**
- 26 Locomotive Display
- 27 **Yeoford Cove**
- 28 **Melford**
- 29 **Rothby**
- 30 **Lapford Road**
- 31 **Wistow**
- 32 **Pagham Harbour**
- 33 **Bentown Central**
- 34 Friends of the NRM
- 35 **Leysdown**
- 36 **Teignton Sands**
- 37 **Aber Emlyn**
- 38 First Aid Post



# Subscription Offer

Subscribe to 12 issues of **BRITISH RAILWAY MODELLING** for only £32.40 and receive 2 FREE issues.

**SAVE 14%**

## PLUS

- Free delivery direct to your door
- Money-back guarantee on remaining issues
- Receive your copy before the shops
- No charge for postage and packing

**Call the Subscription Hotline on (01778) 391180 or 391134**

(lines are open from 9am-5pm Mon-Fri, answer phone service out of hours)

Email [subscriptions@warnersgroup.co.uk](mailto:subscriptions@warnersgroup.co.uk) or order online [www.brmodelling.com](http://www.brmodelling.com)

## ORDER FORM

Yes, I would like to subscribe to 12 issues of British Railway Modelling for £32.40 and receive 2 issues Free.

Please start my subscription with the ..... issue.

### Personal Details

Ref: MEMRC

Mr/Mrs/Miss/Ms ..... Name .....

Surname .....

Address .....

Postcode .....

Telephone Number .....

Email Address .....

Date of Birth .....

What gauge do you model in?  OO  O  N  Other

How far are you prepared to travel to attend a model rail show?  I do not attend shows  1-30 miles  31-50 miles  51-100 miles  100 miles +

Are you interested in:  Modern Image  Steam

Do you buy products for your hobby via mail order?  Yes  No

### Payment Details

I enclose a cheque for £32.40 made payable to **Warners Group Publications**; or

I would like to pay by:  VISA  MasterCard  SWITCH

Card Number                      (Switch Only)


Expiry Date     Start Date     Issue No

Signature ..... Date .....

Offer is open to UK residents and can be used by existing subscribers to extend a subscription.

Warners Group Publications, publishers of British Railway Modelling, may share information about you with other reputable companies where we feel their products and services will be of interest to you. If you do not wish to be informed of these offers in future, please tick the box.

Please **post** completed form to: **BRM Subscriptions, FREEPOST (PE211), Bourne, Lincs, PE10 9BR**



## 15 Lucky Dip

The Lucky Dip stand is full of an amazing variety of prizes just waiting to be won. All proceeds go towards the ever increasing costs of running our

**Mid Essex M.R.C., Ingatestone**

club house in Ingatestone as well as helping finance the club's model railway layouts. Details from Mr. D. Zelly, 15 Edwards Close, Hutton, Essex, CM13 1BU. ■

## 16 Modelling Demonstration

Members of the club will be building various items such as trackwork, buildings, locomotives and rolling stock. Please do not hesitate to ask ques-

**Mid Essex M.R.C., Ingatestone**

tions, we might even have some of the answers. For further details please contact Mr. D. Zelly, 15 Edwards Close, Hutton, Brentwood, Essex, CM13 1BU. ■

## 17 John Dutfield

Here with a selection of new railway items from N to O gauge and scale diecast models appropriate for use with model railways. On show is just a small

**Chelmsford**

selection of the wide range of items available at our shop at Wards Yard, 133 Springfield Park Road, Chelmsford. Telephone: 01245 494455. ■

## 18 Billton

Billton arose out of a need for a small easily set up layout on which to try out new ideas and to test locomotives. Billton aims to portray a small 1950s station of LNWR origins on the industrial outskirts of a large

**TT gauge, Tony Briddon, St Albans**

town, but is not based on any particular location. An independently operated extension depicts part of an industrial (heavy engineering) complex with an internal rail system and interchange sidings. ■

## 19 Railway Roundabout

On Bill Bourne's stand today you will find a wide selection of secondhand model railways, locos, coaches, wagons, buildings, track and transformers.

**Bill Bourne, Glemsford**

Bill may be contacted at The Walnut Tree, Egremont Street, Glemsford CO10 7SA. See his advert on page 4 of this programme for further details. ■

## 20 First Great Eastern

First Great Eastern is the local train operating company, providing services from London Liverpool Street to East London and South & North-

East Essex. Our train fleet covers almost 40,000 miles each weekday and a million individual passenger journeys are made on our services each week. ■

## 21 Nettlebridge Colliery **EM gauge, Nick Ridgway, Mid Essex M.R.C.**

Nettlebridge Colliery is a coal-winding operation in Somerset. The site is connected to the Chilcompton to Nettlebridge branch off the Somerset and Dorset Joint Railway (SDJR) main line. The year is 1907. There is a range of internal colliery workings in the foreground, operated by small shunting locomotives,

passing which are typical SDJR branch trains in the background. Based on Iain Rice's scheme, Deep Navigation Colliery, it features his stage-style presentation. This exhibit uses sound effects and colour-balanced lighting and has been developed as a test-bed for other developments in 4 and 7mm scales. ■

## 22 Club Stand

On display are a selection of models built by club members showing some of the variety of projects and activities being undertaken. If you wish to

**Mid Essex M.R.C., Ingatestone**

find out more details of any model then please ask one of the stewards or contact Mr. D. Zelly, 15 Edwards Close, Hutton, Brentwood, Essex, CM13 1BU. ■

## 23 Eastwell Station

This is the fourth version of a fictitious country branch station and is twenty feet long. Based upon the route of the Eaton Quarry branch of the Midland Railway in Leicestershire, it is modelled in the 1930s before road transport took much of the traffic, and when ironstone was an important source of traffic.

**EM gauge, East London FineScale Group**

The details in the dioramas which make up the scenery are mainly scratch built as few suitable items existed in the 1970s when the station area was constructed. The quarry area buildings are new, replacing the original Ellis's Ironworks scene and the main station building and signal box have recently been replaced. ■

## 24 Easington Lane

Easington Lane station lies on a fictitious secondary route which linked the coastal route north from Hartlepool with the freight line between Ferryhill and Newcastle. The line to the Ferryhill route has now been closed but the line to Hartlepool is retained to

**EM gauge, Ian Manderson, Gloucester**

serve local industry. Freight trains serve a small factory complex and a cement distribution terminal occupies part of the former goods yard. All buildings are loosely based upon examples to be found in the Wearside/Teesside area. The period is set as 1976. ■

# Autumn/Winter 2001

**6 – 8 September**  
SPOTLIGHT THEATRE COMPANY  
**THE RESTLESS EVIL**

**14 – 16 September**  
**NINTH BRENTWOOD  
BLUES FESTIVAL**

**18 September**  
ARTSWORK ESSEX  
**JOE**

**21 and 22 September**  
BRENTWOOD PERFORMING ARTS GROUP  
**CLOUD NINE**

**25 – 29 September**  
RAINBOW 2000  
**LUST**

**3 – 6 October**  
HOUSE ON THE SEA PRODUCTIONS  
**MACBETH**

**11 – 13 October**  
NEW VENTURE PLAYERS  
**FLYING FEATHERS**

**15 October**  
ESSEX POETRY FESTIVAL  
**MODERN LOVE**

**16 October**  
**HERETICS &  
OTHER BURNING ISSUES**

**18 – 20 October**  
UNFORGETTABLE PRODUCTIONS  
**GET A LIFE! GET A LIFE COACH!**

**21 October**  
newstages@brentwoodtheatre  
**ENCOUNTER WITH  
'THE PSYCHIC FORCE'!**

**24 – 27 October  
and 31 October – 3 November**  
JUNO THEATRE COMPANY  
**THE BEAUTY QUEEN OF  
LEENANE**

**29 October**  
**COUNTRY MUSIC EVENING**

**6 – 10 November**  
BRENTWOOD OPERATIC SOCIETY  
**ANYTHING GOES**

**15 – 17 November**  
HUTTON PLAYERS  
**HOME**

**19 and 20 November**  
HENS  
**DETAINED/GUM AND GOO**

**22 – 24 November**  
KYTES THEATRE GROUP  
**LES LIAISONS DANGEREUSES**

**29 November – 1 December**  
AD HOC THEATRE COMPANY  
**IT'S MY PARTY**


**1 December**  
JUNO THEATRE COMPANY  
**SERAPHINA**

**10 – 29 December**  
HOUSE ON THE SEA PRODUCTIONS  
**ROBIN HOOD**

# Brentwood THEATRE



The Hermitage Site, 15 Shenfield Road, Brentwood  
BOX OFFICE: (01277) 200300



## 25 Schmerz a.d. Oggel

This layout incorporates items from a number of places throughout the former East Germany. Locomotives and rolling stock, based on a variety of German 750mm or metre-gauge prototypes, are constructed mainly from styrene sheet with proprietary

**1:50 scale, Tony Mortlock, Tonbridge**

mechanisms and Ratio bogies. The buildings were measured in Germany and the models built from card on a core of foamboard. The scale of 6mm to 1 foot (1:50), slightly smaller than the conventional On16.5, was chosen for ease of working since 1mm equals 2 inches. ■

## 26 Model Locomotive Display

On display here today is a collection of professionally kit built and painted models of British

**O gauge, Tony Butcher, Hutton**

Railways standard steam locomotives. These models are intended for use on a garden railway. ■

## 27 Yeoford Cove

Yeoford Cove is a tiny (fictitious) fishing village in South Devon based on Cockswood Harbour situated between Starcross and Dawlish. Yeoford Cove has no station but nestles nicely alongside the GWR main line to the West country. The layout is set in the 1930s

**OO gauge, Tony Bishenden, Gravesend**

although with modeller's licence we are happy to run anything authentic that could be seen between 1900 and 1939. The locomotives and stock are a mixture of RTR, kits and scratch built. The RTR will, in time, be replaced by scale items with scale couplings. ■

## 28 Melford

Melford, a fictional terminus station based on nowhere in particular, was rationalised in the late 1970s when a platform was demolished and an extra siding installed. The goods yard has been turned into a fuel-

**OO gauge, Kelvin Barnes, Diss**

ling/stabling point and engineers yard. Passenger trains are worked by DMUs but watch out for substitutes. There is a small freight yard situated nearby so a variety of trains can be seen running round or stabled awaiting crews. ■

## 29 Rothby

Rothby is situated in a high Pennine valley where the sandstone was found to be ideal for paving stones and roof tiles. To serve the quarry a 2ft 6in gauge roadside tramway from Moorton to Rothby was opened in 1890. Money was always tight but, for a while, the railway more or less broke even. The line struggled on as traffic

**OO9 gauge, Paul Windle, Hull**

fell away between the wars. The model operates through the period from 1923 to 1947, following the slow decline of the system. In the early years Rothby acts as the interchange between the roadside tramway and normal railway sections with much exchanging of locomotives as appropriate. ■

## 30 Lapford Road

Lapford Road is based on Lapford, Devon, a very small station with an unusual track plan on the LSWR Exeter to Barnstable line. The time is set as circa 1979 – 1982, firmly within British Rail's "blue" era. Trains still call at Lapford, though not all of the passenger services are booked to call here. An interesting feature of the

**EM gauge, Ken Gibbons, Hull M.R.S.**

passenger workings is the frequent inclusion of one or two parcel vans on DMU turns. The line carries a varied goods service to and from Barnstable, including ball clay trains from Meeth. A peculiarity of the station layout was the lack of a headshunt, thus requiring all sidings to have catch points. ■

## 31 Wistow

Wistow is a fictitious branch-line terminus somewhere in the Peak District of Derbyshire. The time is the mid-1930s. The line was supposedly constructed by the Midland Railway and is now part of the LMS. The station building and Stationmaster's house are based on those at Matlock. There is a small goods yard and a

**O gauge, Lawrie Smith, Enfield Town M.R.C.**

private siding to the premises of the Wistow Wire Works. The layout was designed and built by Tony Kell as an exercise in "minimum space O gauge" but is now owned and operated by Lawrie Smith of the Enfield Town M.R.C. who has added some scenic touches and his own kit built locos and rolling stock. ■

## 32 Pagham Harbour

Welcome to Pagham Harbour, a minor port somewhere on England's south coast. In these years following the Great War many railway companies have fallen on hard times. In spite of this the company still

**OO9 gauge, Greenwich & District N.G.R.S.**

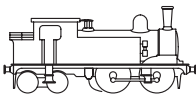
manages to operate some passenger services along its overgrown tracks. Pagham is named after a real place on the south coast of Sussex, but the railway and its surroundings are an "alternative history" of the area. ■

## 33 Bentown Central

The layout is very loosely based on the Southern/British Rail era of the 1940s – 1960s. Whether steam or early diesel electric, something is on the go most of the time. It shows what can be achieved using items

**OO gauge, Mike Rand, Danbury**

bought off the shelf at any model railway shop or second hand at exhibitions and swapmeets. Hopefully, Bentown will encourage anyone who may be considering building a layout or upgrading an existing train set to have a go. ■



# BOOKS




Large range of new books by publishers both large and small. Also videos by Railscene, BBC, Transport Video etc. Credit cards and book tokens accepted.

Mail order

## BOB PEARMAN BOOKS


8 Ffolkes Place, Runcton Holme, Kings Lynn Norfolk PE33 0AH. Tel & Fax: (01553) 810673  
Email: pearman.books@virgin.net

## Specialist Model Railway Shop



Run by Enthusiasts for Enthusiasts

Wards Yard, 133 Springfield Park Road  
CHELMSFORD Tel: 01245 494455



Open Daily 9am to 5.30pm.  
Closed Wednesday & Sunday

# Mass & Co

## Chartered Surveyors

25 High Street  
Brentwood  
CM14 4RG


Surveys & Valuations on Residential & Commercial Property

Lease & Rental Negotiations and Rating Advice on Business Premises



Tel: (01277) 201300  
Fax: (01277) 232033  
[www.massandco.com](http://www.massandco.com)





## 34 Friends of the National Railway Museum

The National Railway Museum at York cares for the National Collection of Railway Artefacts, ranging from locomotives and rolling stock, photographs, posters and drawings to uniforms and other relics of railway

operation. The Friends will be on hand to talk about the work of the museum and to sell, in aid of restoration work to the collection, a selection from their range of museum related souvenirs. ■

## 35 Leysdown

Leysdown was the largest station on the Sheppey Light Railway and served the embryonic seaside resort with limited facilities. The scenic section is of

### P4 gauge, Uckfield M.R.C.

scale length (12ft) incorporating a typical Colonel Stephens station building and an SE&CR water tower – both principally built from card and plasticard. ■

## 36 Teignton Sands

Teignton Sands is a fictitious town on the coast of South Devon and was originally a junction for the GWR. The branch line still exists and this is in fact the entry to the storage yard. The original concept was that the whole yard would be hidden under the cliffs, but we now have found difficulties with the operation and have had to fit extra roads to accommodate the available

### N gauge, Southend M.R.C.


rolling stock. The station still has its four platforms in use and, with the opening of the channel tunnel, it could become an important junction once again. The red cliffs are typical of the area round Dawlish, which is where the club got the idea for building the layout. The stock used on the layout is all modern image, though you will on occasion see a rail fan steam trip. ■

## 37 Aber Emlyn

Set in South Wales, Aber Emlyn forms the terminus of a short branch line connected to the main network by a triangular junction. Considerable coal traffic is generated and there are regular branch and secondary passenger services. Locomotives and rolling stock are representative of three distinct periods 1900, 1930 and modern image. A sequenced timetable is in

### O gauge, Great Yarmouth M.R.C.

operation using a mixture of these. Constructed to O gauge finescale standards, the track is hand built using C&L track parts. Buildings are mostly representations of actual structures including the double track GWR goods shed and fully motorised 45ft turntable. Work on signalling and further scenic detailing is underway at the time of writing. ■



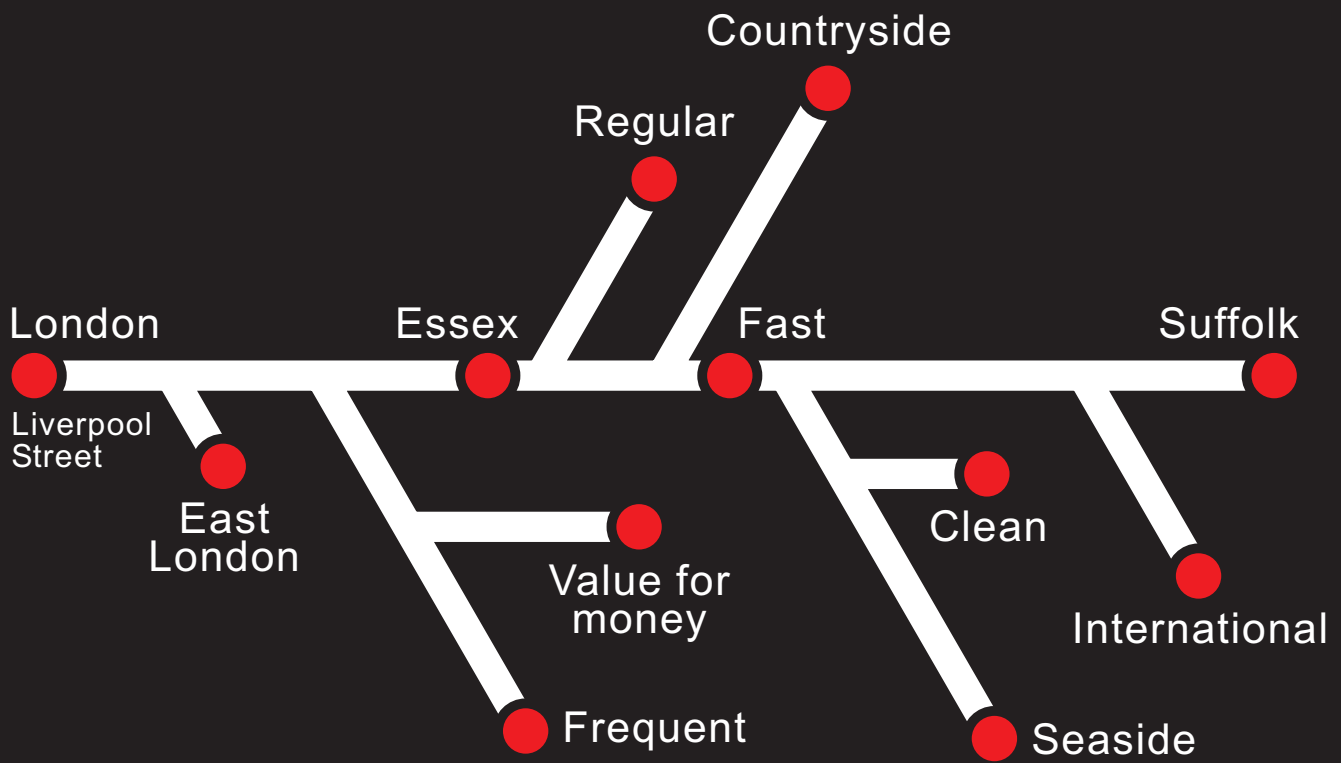
## REFRESHMENTS

If you are feeling a bit peckish then try our canteen. Here you will be able to obtain a variety of refreshing drinks and light refreshments at amazingly low prices. This indispensable service is provided by a hardy band of friends and relatives of club members who have once again provided their services under the new management of Mrs. Peggy Freeman, a friend of the club.

As this year sees the refreshments under new management we would like to thank John Drain (club member) for 23 years of hard work in building up and maintaining the refreshments at their very high standards. I know all our regulars will agree with me that the service and food have been excellent. Once again thank you John, your wife Viv and the rest of the team. ■

**Don't forget, next year's  
exhibition will be here on  
21st September 2002**

Programme designed and typeset by David Rayner.  
© August 2001, Mid Essex Model Railway Club.



# Obviously the only route between Essex and the City

Try First Great Eastern and discover just how fast and frequent our services in East London, Essex and Suffolk are – and our excellent value for money fares.

***First Great Eastern is delighted to support the MID ESSEX MODEL RAILWAY EXHIBITION***

**First**   
**Great Eastern**



# BLACKWELLS


## HOBBIES & MODELS



**Easy FREE Parking on site**



Just Give us a Visit and see our vast range of stock, and talk to our helpfull staff



Still most probably the largest Model & Hobby Shop in Essex



We still carry an extensive range of products for many different hobbies

**Model Railways.**

**Model Technics I.C. Fuels.**

**Plastic Kits.**

**Balsa & Hardwoods.**

**Die Cast Cars.**

**Model Power Tools.**

**Live Steam Models.**

**Airbrushes & Compressors.**

**Radio Control Boats.**

**Heki Scenics.**

**Radio Control Cars.**

**Scalextric Cars & Sets.**

**Radio Control Planes.**

**Paints, Glues, Spray's.**

**The Old Maltings, 5 Weir Pond Road, Rochford, Essex. SS4 1AH**  
On the One Way System opposite Doc's the Tractor People.

**Tel: 01702 542627 Fax: 01702 541441**

**Open Monday to Saturday 9am to 5.30pm**